ESEM INVESTIGATION OF THE REFERENCE COUPON



E1: General surface appearance, x250



E2: General surface appearance, x250 (BSE)



E3: General surface appearance, x1000



E4: Surface at higher magnification, x1000

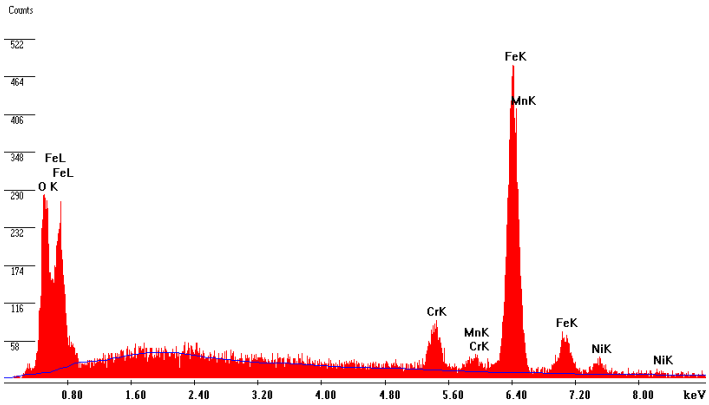

Element	Wt %	At%
O	9.21	26.10
Cr	6.61	5.76
Mn	2.30	1.90
Fe	75.81	61.55
Ni	6.07	4.69

E5: EDX analysis of particle #1

Label A: Reference coupon#2

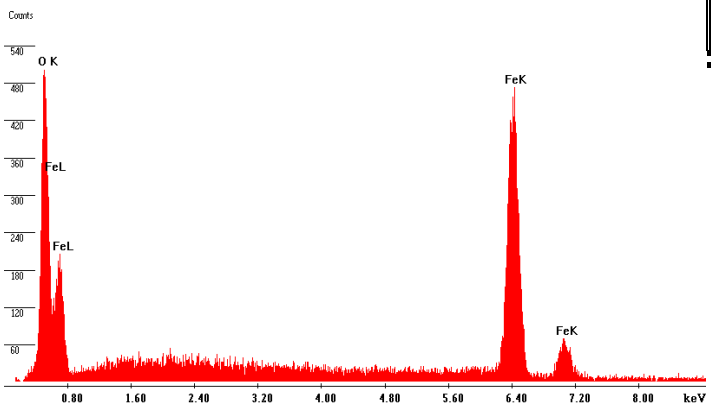

Element	Wt %	At%
O	16.12	40.14
Fe	83.88	59.86

E6: EDX analysis of the general surface



E7: Surface at higher magnification, x4000

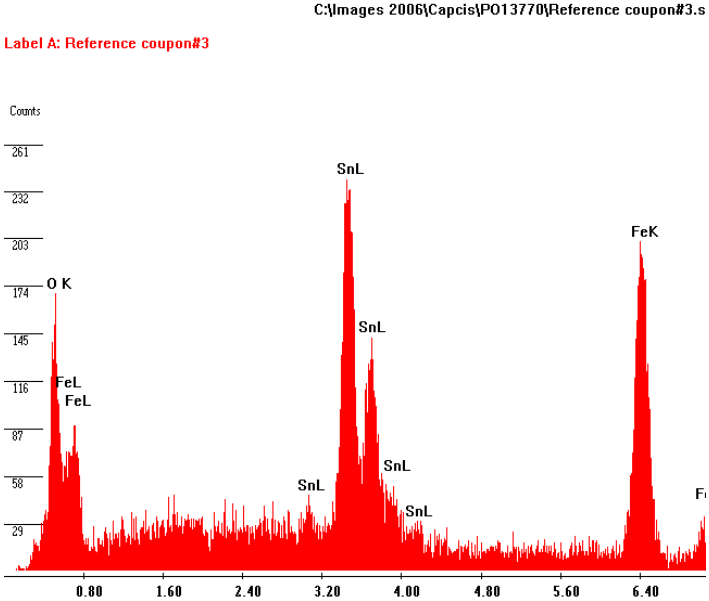

Element	Wt %	At %
O	12.96	40.82
Sn	40.52	17.20
Fe	46.52	41.98

E8: EDX analysis of particle #3

ESEM INVESTIGATION OF A COUPON BLASTED WITH CHILLED IRON GRIT



F1: General surface appearance, x 250



F2: General surface appearance, x 250 (BSE)



F3: Surface at higher magnification, x1000



F4: Surface at higher magnification, x1000

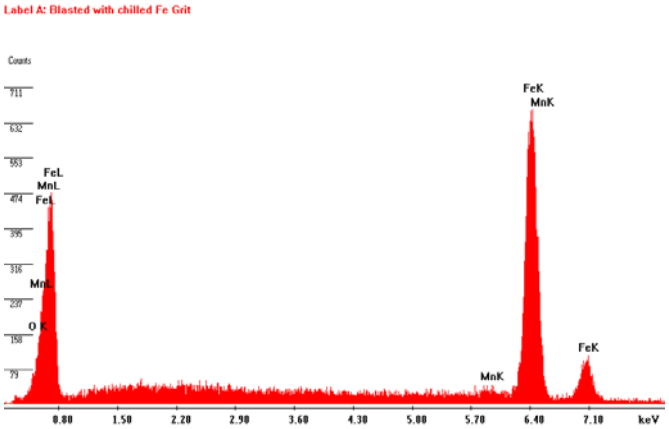

Element	Wt %	At%
Mn	3.03	3.08
Fe	96.97	96.92

F5: EDX analysis of the general surface

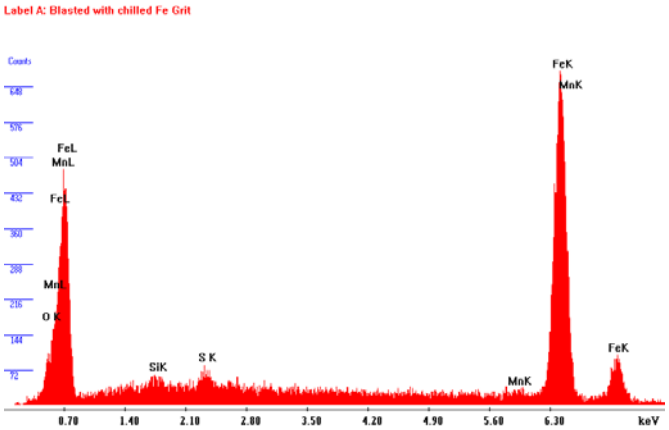

Element	Wt %	At%
Si	0.64	1.25
S	1.07	1.84
Mn	2.21	2.21
Fe	96.08	94.69

F6: EDX analysis of particle #2



F7: Surface at higher magnification, x1000



F8: Surface at higher magnification, x1000 (BSE)

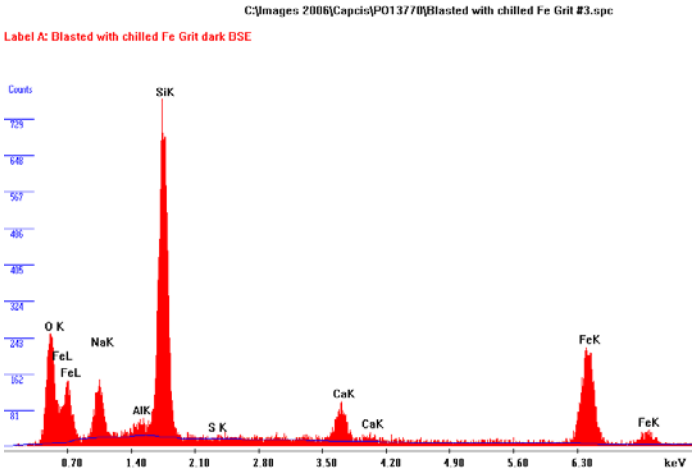

Element	Wt %	At %
O	13.84	27.74
Na	7.43	10.37
Al	1.34	1.59
Si	25.87	29.54
S	0.20	0.20
Ca	4.82	3.86
Fe	46.50	26.70

F9: EDX analysis of particle #3



F10: Surface at higher magnification, x2000



F11: Surface at higher magnification, x2000 (BSE) (stain is probably residual mill scale)

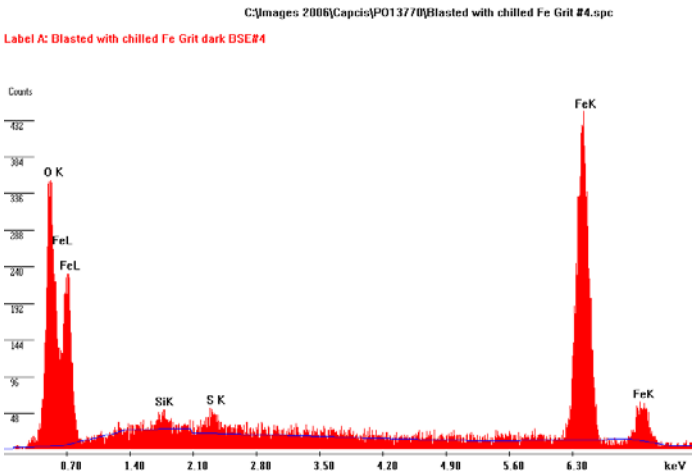

Element	Wt %	At %
O	14.03	35.82
Si	0.88	1.29
S	1.19	1.52
Fe	83.89	61.37

F12: EDX analysis of particle #4

ESEM INVESTIGATION OF COUPON BLASTED WITH ALUMINIUM OXIDE WITH SOLVENT WASH



G1: General surface appearance, x 250



G2: General surface appearance, x 250 (BSE)



G3: Surface at higher magnification, x500



G4: Surface at higher magnification, x500 (BSE)

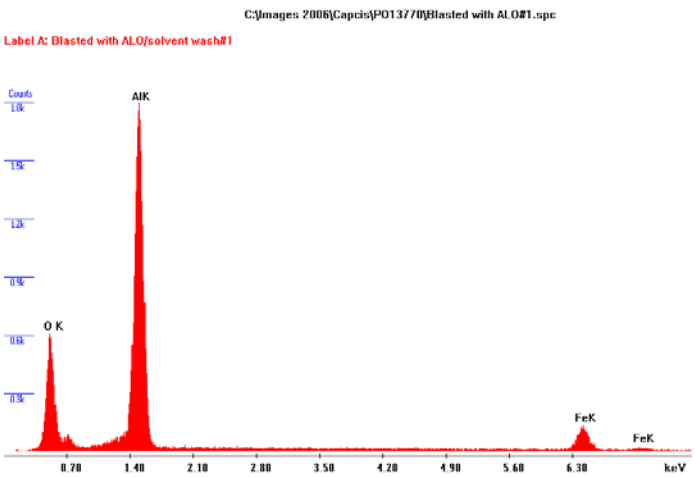

Element	Wt %	At%
O	24.97	40.05
Al	51.80	49.27
Fe	23.24	10.68

G5: EDX analysis of the general surface



G6: Surface at higher magnification, x2000

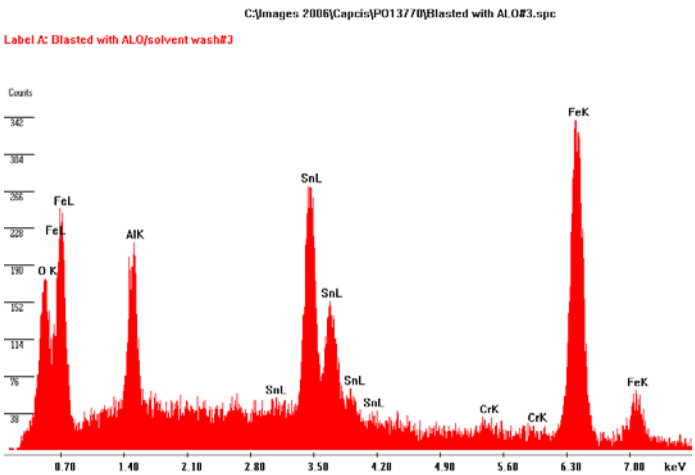

Element	Wt %	At %
O	9.31	28.45
Al	6.05	10.96
Sn	29.22	12.03
Cr	1.08	1.02
Fe	54.33	47.54

G7: EDX analysis of particle #3

ESEM INVESTIGATION OF COUPON BLASTED RECYCLED GLASS



H1: General surface appearance, x 250



H2: General surface appearance, x 250 (BSE) (White spots are lead based particles)



H3: General surface appearance, x 500



H4: General surface appearance, x 500 (BSE)



H5: Surface at higher magnification, x600



H6: Surface at higher magnification, x600 (BSE)

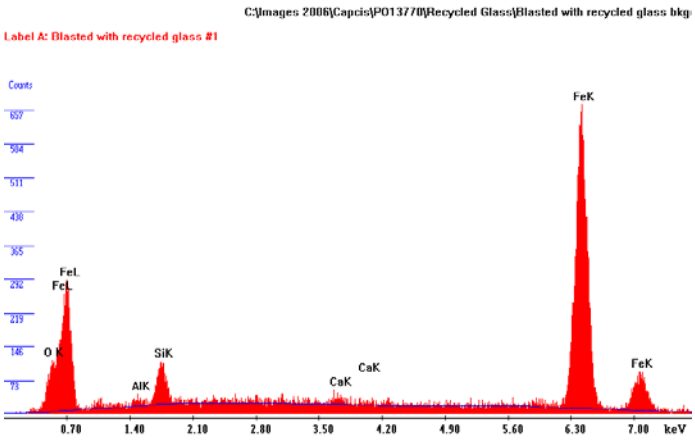

Element	Wt %	At%
O	3.13	9.80
Al	0.65	1.20
Si	2.77	4.94
Ca	0.86	1.07
Fe	92.59	82.99

H7: EDX analysis of the general surface

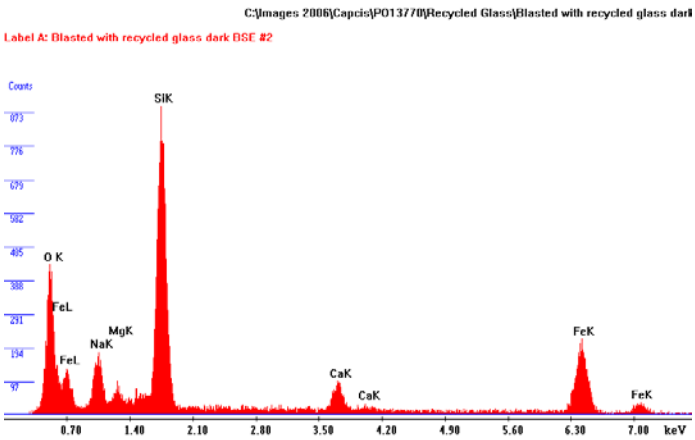

Element	Wt %	At%
O	21.05	37.98
Na	7.51	9.42
Mg	1.56	1.85
Si	26.76	27.50
Ca	4.70	3.38
Fe	38.43	19.87

H8: EDX analysis of particle #2



H9: Surface at higher magnification, x1000



H10: Surface at higher magnification, x1000 (BSE)



H11: Surface at higher magnification, x1000 (BSE)

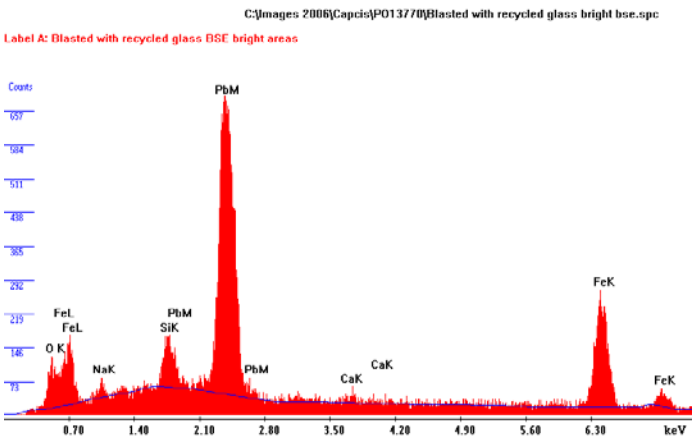

Element	Wt %	At %
O	5.19	23.90
Na	1.18	3.80
Mg	0.47	1.43
Si	2.53	6.63
Pb	57.89	20.59
Ca	0.86	1.59
Fe	31.87	42.06

H12: EDX analysis of bright particle



H13: Surface at higher magnification, x500



H14: Surface at higher magnification, x500 (BSE)

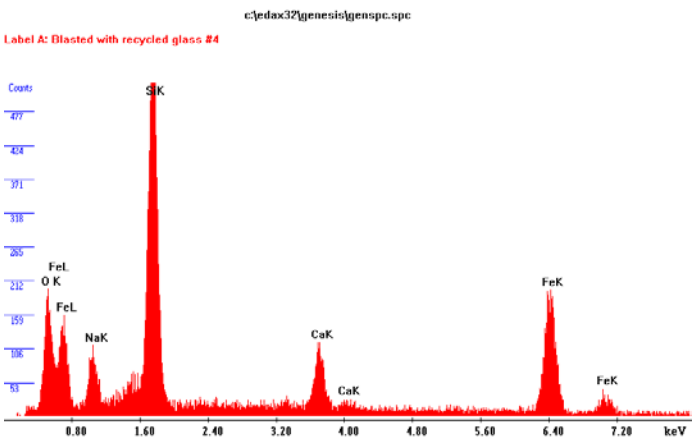

Element	Wt %	At %
O	30.92	45.95
Na	8.84	9.14
Al	2.28	2.01
Si	39.88	33.75
Ca	8.70	5.16
Fe	9.38	3.99

H15: EDX analysis of particle #4